



2024

Sundeck - Cruiser - Cabin



QUICKSILVER®

Contents

Introduction	4
The Smart Edition	5
875 Sundeck.....	8
755 Sundeck.....	14
675 Sundeck.....	20
605 Sundeck.....	26
805 Cruiser.....	32
755 Cruiser.....	40
675 Cruiser	46
605 Cruiser	52
555 Cabin	60
505 Cabin	66
Model Specifications.....	72



**Count the moments.
Life is now.**



THE QUICKSILVER RANGE PERFECTLY BLENDS FUN AND STYLE WITH PRACTICALITY AND SAFETY

The water awaits.

Destined to delight your senses, Quicksilver Boats combine style that ignites your passion for adventure with the confidence of exceptional design. Set out to explore from sunrise to sunset with friends and family – limited only by your imagination.

Chart your course where you feel like you belong, at the helm with all the tech you want and none of the clutter. Treat yourself and your loved ones to comfort-focused cockpits and cruise-ready hulls designed by experienced naval engineers.

Take the plunge.

Live in the moment with a Quicksilver Boat, brought to you by the Brunswick Boat Group.

SMART EDITION: THE BEST WAY TO GET THE OPTIONS YOU NEED

People are different.

So why should every boat be the same?

We have designed our boats for optimal use, but we know that everyone has their own preferences. That's why we are introducing the Smart Edition.

The Smart Edition gives you what you need: a variety of option sets that are most frequently requested by our customers. So you can be sure you get the options you want.

In addition to all of that you save an average of 10% when compared to ordering options separately and this edition is probably already available at your local dealer right now.



Welcome to the Sundeck Range

Time on the water is always time well spent, and the Quicksilver Sundeck range keeps you there in comfort. Embrace the wide open cockpit that brings a dinner party with friends to life, and bask in the sunlight on the Sundeck as the waves gently rock you.

Relish your leisure time, stretched out on the massive L-shaped sunlounge, or head below deck and rest in the cabin. There's no need to head to shore anytime soon with quarters for four and a marine head on board. So incredibly versatile, you'll daydream about returning for your next adventure all week long.





Length Overall
8,06 m



Beam Overall
3,00 m



Fuel Capacity
450 l



Max Power (HP/kW)
500/368



CE Category
B/C - 10/12

875 Sundeck

SUNDECK CHAMPION

The 875 Sundeck is raising the bar. Or should we say: extending the sun lounge? It boasts the biggest sundeck in its category. So, go ahead and invite up to 12 people for a cruise in the sun or onboard BBQ. Friends can even join for multi-day trips, because the cabin sleeps 4.



SAFETY

Powered by a single engine up to 400 HP or a twin engine up to 500 HP, there's no better guarantee for safe travels in all conditions. On board, the asymmetrical console leaves ample space to easily reach the foredeck by the starboard side. And of course, the 875 Sundeck offers a stable and spacious deck to move around on.

COMFORT


With the 875 Sundeck, there's enough sundeck for everybody. The cockpit seating converts into a 1.9 x 1.6 m sun lounge with water access while the bow area measures 2.25 x 2.25 m sundeck with adjustable backrest. The cozy cabin is conveniently equipped with an optional fridge and microwave and holds a private marine toilet and shower.

DESIGN

The 875 Sundeck's design is a triumph of aesthetics and space efficiency. Slide the seat forward to reveal a galley with integral sink, cutting board and an optional stove or grill. The cabin makes the most out of its space with a U-shaped lounge that converts into the main berth. Design lovers will appreciate the privilege pack filled with exclusive features.

VERSATILITY

An L-shaped cockpit lounge that converts into a large sundeck or a dining area, with a galley at hand. Not bad, right? Wait, there's more. Water sport fans put the engine's horsepower to good use by adding a ski pole. Or just flip up the foredeck chaise sun lounge and relax. The cabin area is ideal for eating in, relaxing and sleeping.



Scan the QR-code to visit our
online configurator

Key features

1. Single or twin installation up to max 500 HP. Optional enclosed canvas
2. Sliding fully equipped galley with sink, dual LPG burner and side fridge drawer
3. Mid-cabin berth with storage and side windows
4. Dual helm seat with bolsters
5. The versatile cockpit area is suitable for cruising and dining, or deploy the extra large sun lounge with inclinable backrest for sunbathing and easy water access
6. U-lounge seating convertible to a dining area and main berth of 2 by 1.80m





2

3

875 SUN-DECK



QUICKSILVER[®]







Length Overall
7,23 m



Beam Overall
2,55 m



Fuel Capacity
280 l



Max Power (HP/kW)
300/221



CE Category
C8

755 Sundeck

LIVE ON THE SUNNY SIDE OF LIFE

The perfect combination of performance, comfort and versatility in the 7m+ boat segment, Quicksilver's 755 Sundeck is designed with sun, relaxation and enjoyable cruising in mind.

With a range of versatile configurations that offer great sun lounging as well as seating accommodation facilities, the 755 Sundeck is designed for fast day cruising and water sports for up to eight people and comfortable overnighting for two.



SAFETY

Unmistakably a high-performance craft, the 755 Sundeck offers a range of safety features to allow you, your friends and family to enjoy the water safely. On the move, the up to 300 HP motor gives the 755 Sundeck plenty of power, while its excellent handling and ergonomic helm make it a joy to use for water sports and fast cruising.

COMFORT

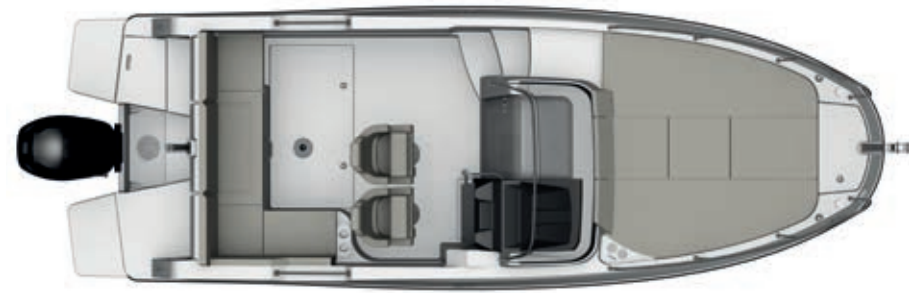
With its extra-large sunbathing foredeck with headrests and cup holders, the 755 Sundeck offers optimal sunbathing conditions for 3 people. Enjoy a cold drink or a meal in the galley that comes with sink, refrigerator, and a single burner stove. Inside, the cabin offers daytime and dining use for up to four people, as well as overnighting for two.

DESIGN

Fluid, sleek and stylish are the watchwords when it comes to the new 755 Sundeck's exterior design, while the features onboard make this stylish craft an experience not to be missed. From the helm station's console layout to the configurable seating both in the cabin and the cockpit, the 755 Sundeck uses intelligent design to offer a maximum of possibilities.

VERSATILITY

The epitome in versatility, the 755 Sundeck offers a large forward sunbathing area, a versatile cockpit seating that can transform to a dining area and a cabin configuration that can also be used for dining, sleeping for two, and even as a comfortable play area for children.



Scan the QR-code to visit our
online configurator

Key features

1. The versatile cockpit area is suitable for cruising and dining, or deploy the sun lounge with inclined backrest and complete extension for maximum sunbathing capacity
2. Single engine configuration from 175 up to 300 HP
3. Cabin with concealed sea toilet. The seating area is convertible to a dining area or 2 berths
4. Large permanent bow sundeck area
5. Galley includes stainless steel sink with cutting board lid, fridge & LPG stove
6. Twin bucket seats adjustable in height and flip up bolsters





6


3

4

5



QUICKSILVER[®]







Length Overall
6,66 m



Beam Overall
2,55 m



Fuel Capacity
200 l



Max Power (HP/kW)
225/165



CE Category
C8

675 Sundeck

SUN LOVER

The 675 Sundeck's updated, contemporary design wows in any water. And there's much more than meets the eye. Jump aboard to experience for yourself how space, comfort and ergonomics come together. For example, the helm now makes better use of the available surface, is easier to work with and has improved functionalities. Along with you behind the wheel, there's room for up to 8 passengers who want to soak up the sun.



SAFETY

Power the 675 Sundeck by an outboard Mercury engine with up to 225 HP. On board, access the bow and other parts of the boat thanks to wide steps, intelligently placed handrails and a high freeboard. A restyled windshield with new tinted glass improves the pilot's view. Water enthusiasts will love the pivoting backrest to reach the swim platforms.

COMFORT

The 2-meter-long sundeck raises the bar for all sundecks in this category. If you the heat is too much, get out of the sun. A sliding door leads into the cabin with plenty of seating space that converts into a double berth at night. In the cockpit, reinforced pilot bucket seats swivel any way you like to offer more comfort.

VERSATILITY

The cockpit is the most versatile area with a pivoting backrest leading to the swim platform. After your water sports, a removable table and the pivoting pilot seats turn the cockpit into a dining area for 4, integrated cup holders included. Enjoy some relaxing time in the cabin on the U-shaped seating or transform the cabin into a cozy bedroom for 2.

STORAGE

Storage space easy to find on the 675 Sundeck including space under seating, ample room in the cabin and a storage tray in the helm console. This means there's dedicated storage for both your permanent equipment (cushions, table, ski mast, navigation light, PFDs) and for other small items and personal belongings.



Scan the QR-code to visit our
online configurator

Key features

1. Large bow sun lounge
2. Engine configuration up to max 225 HP and large swim platforms
3. Pivoting pilot & co-pilot bucket seats with flip bolster and swivel
4. Double berth designed for comfortably sleeping two adults
5. Port and starboard pivoting backrest allowing an easy access to the swim platforms
6. Stylish and ergonomic bicolor helm with room for a 7" GPS/Chart Plotter





1

2

3

4



QUICKSILVER[®]







Length Overall
5,94 m



Beam Overall
2,40 m



Fuel Capacity
160 l



Max Power (HP/kW)
150/110



CE Category
C7

605 Sundeck

FUN IN THE SUN

The improved 605 Sundeck hits the water with a more dynamic design and upgraded functionalities. It is made for cruising, water sports and fun in the sun. So head out for a day trip with up to 7 people or surprise your partner with a romantic getaway.

A Mercury engine with up to 150 HP guarantees safe navigation during the day and the boat's cabin converts into a cosy berth at night.



SAFETY

Safety begins with a series of reliable single outboard Mercury engines (115-150 HP). On board, wide steps to the sun lounge area, a high freeboard and well-placed handrails provide passengers with all the support they need to move around freely. A pivoting backrest allows for access to the swim platforms and ladder.

COMFORT



The 605 Sundeck has one of the largest sundecks in its category. Even the bow anchor locker is covered with a cushion to extend the sunbathing area. The helm has been completely redesigned for a modern, stylish look and improved instrumentation layout. At the same time, the swiveling bucket seats with flip bolsters have been fortified for driver comfort.

VERSATILITY

Flexibility is a given on the new 605 Sundeck. Convert the cockpit into a dining area for up to 4 adults, thanks to the removable table, integrated cup holders and pivoting pilot seats. Use cabin space as a U-shaped seating area or 2-person sleeping berth. An optional ski mast adds water sports to the list of activities the boat has in store.

STORAGE

Storage capacity on the boat is plentiful. For starters, the bow anchor and line locker are fully integrated. The exterior table and filler cushions fit into a dedicated storage area as do the stern navigation light and water sports equipment. Supplementary space for small items and belongings is located both underneath the aft seat and below the berth.



Scan the QR-code to visit our
online configurator

Key features

1. Large bow sun lounge
2. Double berth
3. Engine configuration up to max 150 HP
4. Large swim platforms for safe and easy access in and out of the water
5. Wide steps to forward sun lounge
6. Stylish and ergonomic bicolor helm with room for 7" GPS/Chart Plotter





6

3

4

2

5



QUICKSILVER





Welcome to the Cruiser Range

Satisfy your desire for freedom with a range that takes you further, faster, and with more space for those you love. Stroll from cockpit to foredeck unobstructed with comfort promised in both locations. Take in a blissful sunbathing session above deck with a 360-degree view of paradise all around you, or cruise to your next hotspot behind the full windshield.

When the summer sun overwhelms you, get back on deck from a swim via large platforms or find shade under the bimini top. Cool off in the below-deck seating area or arrange the cushions for sleeping on an overnight voyage. Bring out the free spirit in you with the Quicksilver Cruiser range.





Length Overall
7,88 m



Beam Overall
2,55 m



Fuel Capacity
280 l



Max Power (HP/kW)
400/294



CE Category
C9

805 Cruiser

LUXURY PERFORMANCE DAY-CRUISER

Designed with attention to detail, the 805 Cruiser is our flagship model for day cruising. Refinement, power, safety and comfort are the key values you'll appreciate in this smart new addition to our line-up.

Powered by up to 400 HP of engine power and accommodating up to nine for day cruising and refined sport and leisure use with family and friends, the 805 Cruiser is the ultimate in smooth and stylish performance on the water.



SAFETY

The 805 allows you to enjoy the water in complete security. With a hull designed for safe yet high-performance use and navigation console accessibility and visibility, it's an extremely safe craft at any speed and conditions. Easy stern access and twin swim platforms include a robust ladder allowing for equally easy access directly from the water.

DESIGN

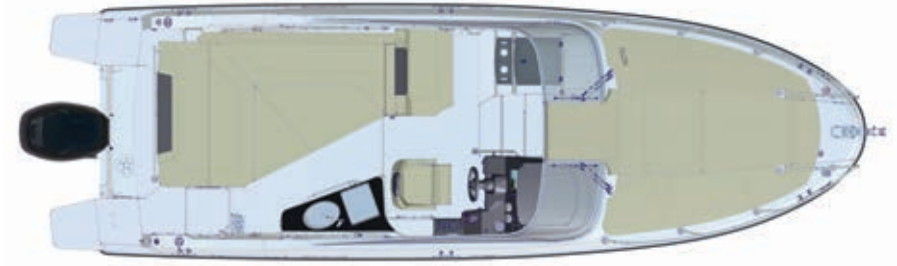
With its sleek, fluid lines, the 805 Cruiser's proportions create a powerful presence. The high-spec exterior fittings and design elements give the boat a unique style, complemented by high-end finishing such LED lights and cockpit table. The interiors feature an eye for detail in the upholstery, cabinets and wooden trim giving an overall sense of refinement.

COMFORT

With overnight accommodations designed for up to four adults, the 805 Cruiser offers an airy double forward cabin, twin mid-berths, a practical yet private marine toilet and sink and a robust galley with a refrigerator, fresh water system and stove. For daytime use the 805 Cruiser accommodates up to nine adults comfortably.

VERSATILITY

The last word in versatility, the 805 Cruiser offers multiple configurations for fun and leisure use with family and friends, whether it's for skiing, water sports or coastal cruising. Configure three ways, from cockpit seating to dining area to spacious sun lounge. The cockpit dining table seats five people, not to mention an optional full size foredeck sun lounge.



Scan the QR-code to visit our
online configurator

Key features

1. Cabin for 4 adults consisting of main forward berth, mid berth, separated sink and toilet
2. Easy walking access from bow to stern
3. Large swim platforms. Single or twin engine configuration capability of max 400 HP
4. The versatile cockpit area is suitable for cruising and dining, or deploy the sun lounge with inclined backrest and complete extension for maximum sunbathing capacity
5. Permanent galley with stainless steel sink with cutting board lid, standard 12V cooler, fridge & LPG stove
6. Comfortable bucket seat. Double co-pilot seat with storage below seat





2

1

5



QUICKSILVER[®]







Length Overall
6,99 m



Beam Overall
2,55 m



Fuel Capacity
280 l



Max Power (HP/kW)
300/221



CE Category
C8

755 Cruiser

ENJOY THE VIEW

Break away for a day trip or a weekend on the water. The 755 Cruiser's deep cockpit and full windscreen keep you and your passengers safe and dry during the ride. Inside, the cabin's wide windows offer the best views you'll ever find in a 7-meter boat. Customisation is key. The cockpit area offers 3 configurations, several packs allow for significant upgrades of the boat's accessories and there's a whole range of Mercury engines available.



SAFETY

Ensure secure and agile navigation, powered by a single outboard Mercury engine with up to 300 HP. Accessibility features include a wide cockpit entry, smartly positioned handrails all around, easy walking access from bow to stern and swim platforms to slide into the water. With its deep cockpit, the boat is suitable for all ages behind a full windscreen with wiper.

DESIGN


Its distinctive lines give the boat an uncluttered, smooth and sporty look such as the bicolor helm, the sleek windshield and the new electric blue hull color. Smart design created room for integrated armrests with cup holders, a cockpit galley and invisible canvas storage. The cabin utilizes the space and light with a roomy berth, large windows and integrated storages.

COMFORT

On board, everyone enjoys the large cockpit that keeps you outside and, on the water, as much as possible including a fully galley with sink, LPG stove and refrigerator. Large swim platforms provide easy water access, as do wide steps for cabin entry boasting room for 2 to spend the night and see the sun rise through its wide windows. Plus, there's an optional full enclosed marine toilet.

VERSATILITY

The cockpit area's adjustable reclining bench offers 3 configurations: up, chaise lounge and extra-large sun lounge, perfect if you want to talk, dine, relax, read, or sunbathe! The co-pilot seat to extend the seating area and sun lounge. Want even more space? The foredeck transforms into a sun lounge, too.



Scan the QR-code to visit our
online configurator

Key features

1. Double co-pilot seat with bi-directional seat backrest and storage underneath
2. Single engine configuration up to max 300 HP. Large swim platforms
3. Spacious cabin with double berth, large side windows and enclosed sea toilet
4. The versatile cockpit area is suitable for cruising and dining, or deploy the sun lounge with inclined backrest and complete extension for sunbathing and easy water access
5. Galley with integral sink, cutting board and LPG stove
6. Large foredeck sun lounge for reading and relaxing





1

5

4

2

3



QUICKSILVER[®]







Length Overall
6,40 m



Beam Overall
2,46 m



Fuel Capacity
230 l



Max Power (HP/kW)
225/165



CE Category
C7

675 Cruiser

SLEEK, SPORTY AND SPACIOUS

The 675 Cruiser combines a sleek design with a sporty set-up and smart use of space. That makes it hard to tell who will have the most fun: you as the captain or the friends and family you bring along? There's room for up to 7 people who love to cruise and soak up the sun.



SAFETY

A defined step-out area tells all passengers where to enter and exit, allowing you to get in the boat in a fast and secure manner. Once on board, there's easy walking access from bow to stern. And if you want to swim, the large platform is the way to go. An ergonomic helm station and a deep cockpit make sure captain, crew and kids are safe at all times.

COMFORT

Large portside steps give easy access to the foredeck, freeing up space in the center. There you'll find a semi-transparent door to enter the U-shaped cabin that converts into a double berth. Ample light and ventilation are provided through the door, an opening portlight and a deck hatch. Back outside, the helm can be equipped with SmartCraft instrumentation and a 9-inch GPS.

VERSATILITY

On the 675 Cruiser, the action happens in the cockpit area. The double, bi-directional co-pilot seat makes it possible face forward when cruising or extend the social area over dinner, for example. And if you add the starboard flip seat, even more people gather around the cockpit table. The cockpit can be turned into a sun lounge within minutes, extendable with the aft seat.

STORAGE

Storage space is integrated below the swim platform and underneath the cockpit seats. All of that space is available to store away personal belongings. The fenders, and even the optional canvas all have their own dedicated storage space. Of course, you'll find even more storage room in the cabin.



Scan the QR-code to visit our
online configurator

Key features

1. Cabin with seating area that is convertible to a double berth. Optional pull out marine toilet
2. Wide steps to access deck
3. The versatile cockpit area is suitable for cruising and dining, or deploy the sun lounge with inclined backrest and complete extension for sunbathing and easy water access
4. Double co-pilot seat with bi-directional seat backrest and optional refrigerator below seat
5. Single engine configuration up to max 225 HP. Optional bimini
6. Stylish windshield and ergonomic helm station. With instrumentation and mounting space for a 9" GPS/Chart plotter





6

2

1

4



QUICKSILVER®







Length Overall
6,00 m



Beam Overall
2,34 m



Fuel Capacity
160 l



Max Power (HP/kW)
150/110



CE Category
C6

605 Cruiser

CHOOSE TO CRUISE

The 605 Cruiser has gotten longer and wider compared to its predecessor, but it's still our most compact cruiser. The redesign gives you a bigger, more streamlined boat. Also interesting to know: your increased cruising comfort is coupled with longer cruising, thanks to the biggest fuel tank in this category.



SAFETY

A bigger boat is often a safer boat. Access the 605 Cruiser via a defined step-in/step-out area, and the large swim platform ensures easy access into the water and back onto the deck. The high foredeck railing and the deep cockpit allow everyone to move around in all safety during family cruises, even for over-active kids.

COMFORT


As the boat's captain, enjoy a swivel seat now mounted on a polyester pedestal base for improved comfort with the co-pilot looking straight at cleverly placed steps to the foredeck. This unique design allows for a cabin door in the middle. The semi-transparent door, an opening portlight and a deck hatch let light and air into the cabin. That functions as a double berth to fit 2 people.

VERSATILITY

Up to 6 people find at least as many ways to spend time on the 605 Cruiser. The foredeck converts into a large sun lounge with a central backrest cushion. At the back, blue skies ask for the optional second sun lounge to be deployed. In case of grey clouds, however, a Bimini is deployed just as fast. Or shelter in the cabin that doubles as a U-shaped seating area and a berth for 2.

STORAGE

Your personal belongings stay dry in storage spaces underneath the swim platform and below the aft seating. A third storage space is integrated under the seating area of the cabin. Of course, the fenders and optional features such as an enclosure or a dining table all have their own spaces just as well.



Scan the QR-code to visit our online configurator

Key features

1. Versatile cockpit area suitable for dining and for sunbathing with easy deployable sun lounge
2. Anchor storage and step-out area via the bow
3. Cabin with seating area that is convertible to a double berth
4. Large swim platforms and motor well step for easy access to both sides of transom
5. Single engine configuration up to max 150 HP
6. Wide steps to access deck





1

6

2

3

QUICKSILVER



QUICKSILVER®





Welcome to the Cabin Range

Sun-up to sun-down, and beyond. Let go of your inhibitions aboard the fun-loving Quicksilver Cabin range. Nimble, go-anywhere design makes it the perfect boat for spontaneous trips around local waters or a voyage to explore a new port. Make the most of summer relaxation when you convert the cockpit to the type of lounging you seek.

Double your pleasure and take a break from the sun in the spacious double berth or snuggle in for a good night's rest with the waves gently lapping at the hull. Discover money well spent in customizable packages, giving you a boat just the way you want it.





Length Overall
5,50 m



Beam Overall
2,29 m



Fuel Capacity
110 l



Max Power (HP/kW)
115/84,6



CE Category
C6

555 Cabin

ANYTHING GOES

The 555 Cabin comes prepared. What for? Basically anything. First and foremost, it contains everything you need for a good time. Choose a spot on the bow or cockpit sun lounge, grab a drink from the fridge or enjoy your favourite tunes on the stereo system that can be equipped with 4 speakers.



SAFETY

Navigation becomes a breeze with the standard hydraulic steering system, a footrest and room for a 7-inch GPS screen. On deck, you and your passengers walk around safely with wide port steps for easy foredeck access, an anti-skid deck trail and helpful handrails. Ready for a swim? Use the integrated swim platform or get the extended one to slide in gently.

COMFORT

The 555 Cabin's helm is all about functionality and use of space. As a pilot, everything is at your fingertips like a sport steering wheel, armrest and footrests, and with the Active Trim, you can count on effortless and optimal engine performance. Discover the cabin with skylights behind a translucent sliding door and the interior headliner gives a touch of cosines.

VERSATILITY

The 555 Cabin is a year-round all-rounder, perfect for relaxing. Pivoting seats and a mountable table turn the cockpit into a dining area and deploy the cockpit sun lounge in minutes. Or go to the bow sun deck, of course. As soon as night falls or clouds gather, the cabin awaits you. Either sit down around the cabin table or convert the seating into a spacious double berth.

STORAGE

In the cockpit area, storage space is conveniently tucked away below the aft bench seating. Supplementary storage is integrated in the helm and in the cabin. Combined, the 555 Cabin is equipped with plenty of space to keep personal belongings, sun pads and other items dry and safe.



Scan the QR-code to visit our
online configurator

Key features

1. Engine configuration up to max 115 HP.
Optional flexiteek
2. Swim platform extensions
3. Cockpit sun lounge extension: flip-up system without leg support or extensions
4. Cabin with U shape seating and cabin table convertible into a 2m double berth
5. Port steps for an easy access to the bow area
6. Helm with room for a 7" GPS/Chart plotter and instrumentation. Ergonomic armrest and cup holder





3

5

6

4



QUICKSILVER[®]







Length Overall
5,02 m



Beam Overall
2,12 m



Fuel Capacity
50 l



Max Power (HP/kW)
100/73,6



CE Category
C5

505 Cabin

THE BEST ALL-ROUND CABIN CRUISER IN THE COMPACT CLASS

The 505 Cabin offers one of the best all-round boating and navigation experiences in its class, integrating a stylish new design and packed with improved new features that guarantee a new level of safety and pleasure for a day on the water.



SAFETY

The 505 Cabin is a reassuring choice with a robust hull and intelligent design features. Improved transom access, anti-slip bow and foredeck with guardrail protection mean total security in moving around. Up to 100 HP combined with responsive, reliable handling make the 505 Cabin a dream to pilot, offering all-round safety, comfort and fun for everyone.

DESIGN

Fans of better boat design will love the new look and feel of the 505 Cabin. From its stylish lines to its features throughout, the 505 Cabin packs a design punch that sends it to first in its class. The 505 Cabin's profile is stylish and sporty, while the interior cabin experience is enhanced by plenty of natural light and space for portable toilet.

COMFORT

With overnight accommodations for up to 2 adults, the 505 Cabin's longer berths and stowable toilet are all about space and comfort. Ample lighting comes from two well-placed portlights and the semi-transparent sliding door. Cockpit seating for up to 5 people converts to a picnic area, and the optional bimini awning and cockpit sun lounge top the comfort list.

VERSATILITY

As a day boat for family and friends or an overnighter for 2, the 505 Cabin offers all the versatility you need. The cockpit table makes just the spot for a picnic, while an optional second bucket seat extends the cockpit capacity up to 5. In the cabin, an optional filler creates an extra-wide berth, while storage is integrated throughout, in both cockpit and cabin.



Scan the QR-code to visit our online configurator

Key features

1. Pivoting pilot and co-pilot seats for dining and socializing
2. Cabin with double berth
3. Engine configuration up to max 100 HP
4. Cockpit sun lounge extension
5. Bench seating flips up to allow boat access via the stern. Integrated step for boarding access
6. Ergonomic helm with mounting area for 7" GPS/Chart plotter





1

5

2

6



QUICKSILVER[®]





Model Specifications



	875 Sundeck	755 Sundeck	675 Sundeck	605 Sundeck
Length Overall (M)	8,06	7,23	6,66	5,94
Length Overall Max with Options (M)	8,74	7,62	7,16	6,45
Length of Hull (M)	7,99	6,95	6,45	5,75
Beam Overall (M)	3,00	2,55	2,55	2,40
Height - Without Canvas (M)	2,71	2,21	2,10	2,02
Dry Weight (Kg)	2,462	1,468	1,123	970
Draft Hull (M)	0,60	0,55	0,44	0,44
Fuel Capacity (L)	450	280	200	160
CE Design Category	C/B	C	C	C
Maximum Number of People	10/12	8	8	7
Maximum Power (HP)	500	300	225	150
Maximum Power (kW)	368	221	165	110
Water Capacity (L)	100	80	45	45
OB Shaft Length	XL/XXL	XL	XL	XL
Maximum Load	854/1.004	790	673	587

	875 Sundeck	755 Sundeck	675 Sundeck	605 Sundeck
Smart Edition	✓	✓	✓	✓
Cockpit Comfort Pack	X	-	-	-
Cabin Comfort Pack	X	X	-	-
Galley Pack	X	-	-	-
Bimini	-	X	X	X
Upgraded Cockpit Table	-	-	X	-
Mooring kit	X	X	X	X
Port Flip Seat	-	X	-	-
Real teak cockpit table	-	X	-	-
Refrigerator	X	-	-	-
Cockpit Shower	-	-	X	X
Ski Pole	-	-	X	X
Bow Electrical Windlass	-	X	X	-
Motorwell Bridge	-	X	-	-

Model Specifications

	875 Sundeck	755 Sundeck	675 Sundeck	605 Sundeck
Cockpit Comfort Pack	✓			
Starboard Flip Seat	X	-	-	-
Helm Seat Flip Seat	X	-	-	-
Cockpit Sunlounge	X	-	-	-
Cabin Comfort Pack	✓	✓		
Curtains	X	X	-	-
Cabin Table	-	X	-	-
Berth Cushions/Filler	-	X	-	-
Refrigerator	X	-	-	-
Microwave	X	-	-	-
Galley Pack	✓			
Refrigerator	X	-	-	-
Stove LPG	X	-	-	-
Privilege Pack	✓			



	805 Cruiser	755 Cruiser	675 Cruiser	605 Cruiser
Length Overall (M)	7,88	6,99	6,40	6,00
Length Overall Max with Options (M)	8,29	7,37	6,48	6,02
Length of Hull (M)	7,63	6,91	6,20	5,76
Beam Overall (M)	2,55	2,55	2,46	2,34
Height - Without Canvas (M)	2,26	2,03	1,83	1,75
Dry Weight (Kg)	1.813	1.440	1.234	1.074
Draft Hull (M)	0,60	0,55	0,49	0,48
Fuel Capacity (L)	280	280	230	160
CE Design Category	C	C	C	C
Maximum Number of People	9	8	7	6
Maximum Power (HP)	400	300	225	150
Maximum Power (kW)	294	221	165	110
Water Capacity (L)	80	80	45	32
OB Shaft Length	XL	XL	XL	XL
Maximum Load	790	683	625	512

Model Specifications

	805 Cruiser	755 Cruiser	675 Cruiser	605 Cruiser
Smart Edition	✓	✓	✓	✓
Cockpit Comfort Pack	X	X	-	-
Cabin Comfort Pack	X	X	-	-
Electronic Pack	X	X	X	X
Mooring Kit	X	X	X	X
Cockpit sun lounge	-	-	-	X
Real teak cockpit table	-	-	X	X
Refrigerator	-	-	X	X
Cockpit Shower	-	-	-	X
Ski Pole	-	-	X	-
LED Courtesy lights	-	-	X	-
Cabin Comfort Pack	✓	✓		
Enclosed Sea Toilet	X	X	-	-
Curtains	-	X	-	-

	805 Cruiser	755 Cruiser	675 Cruiser	605 Cruiser
Cockpit Comfort Pack	✓	✓		
Cockpit Sunlounge	X	X	-	-
Refrigerator	X	X	-	-
Cockpit Shower	-	X	-	-
Ski Pole	-	X	-	-
Galley (sink w/pressured water & LPG stove)	-	X	-	-
Port Windscreen Wiper	-	X	-	-
Real teak cockpit table	-	X	-	-
Blue LED cup holders + LED Courtesy Lights	-	X	-	-
Electronic Pack	✓	✓	✓	✓
Simrad GPS/Chart Plotter 9"	X	X	-	-
Simrad GPS/Chart Plotter Cruise 7	-	-	-	X
Simrad GPS/Chart Plotter Cruise 9	-	-	X	-
Stereo Fusion with 2 speakers	-	-	X	X
Stereo Fusion with 4 speakers	-	X	-	-
Stereo Fusion with 6 speakers	X	-	-	-
VesselView Link digital interface	X	X	-	-

Model Specifications



	555 Cabin	505 Cabin
Length Overall (M)	5,50	5,02
Length Overall Max with Options (M)	5,84	5,41
Length of Hull (M)	5,29	4,81
Beam Overall (M)	2,29	2,12
Height - Without Canvas (M)	1,71	1,64
Dry Weight (Kg)	865	613
Draft Hull (M)	0,42	0,36
Fuel Capacity (L)	110	50
CE Design Category	C	C
Maximum Number of People	6	5
Maximum Power (HP)	115	100
Maximum Power (kW)	84,6	73,6
Water Capacity (L)	-	-
OB Shaft Length	L	L
Maximum Load	480	390

	555 Cabin	505 Cabin
Smart Edition	✓	
Bimini with Enclosed Canvas	X	-
Co-pilot Seat	X	-
Back bench filler with cushion	X	-
Cabin table & Berth Cushion	X	-
Mercury Engine Option		
Mercury F60 / F60 CT	-	X
Mercury F80	X	X
Mercury F100 / F100 CT	X	X
Mercury F115 / F115 CT	X	-



Engine Specifications



Choose among our vast range of robust and powerful Mercury, Mercury Mercruiser or Mercury Diesel engines, the most appreciated of all time. You'll have the very best and most up-to-the-minute engine power to take your boat out to enjoy the delights of the water. Moreover, you will benefit from a national and international network of dealers for service.

Additionally, a five-year warranty programme is applicable for all eligible Mercury outboard engines*. The programme will be offered to owners of new Mercury outboard engines**. The warranty applies to Mercury Verado® and FourStroke engines purchased in Europe, the Middle East, Africa and the CIS region.

	875 Sundeck	755 Sundeck	675 Sundeck	605 Sundeck
Mercury F115 / F115 CT	-	-	-	X
Mercury F150	-	-	X	X
Mercury 175 V6	-	X	X	-
Mercury 200 V6	-	X	X	-
Mercury 225 V6	-	X	X	-
Mercury 250 V8 Verado	X	X	-	-
Mercury 300 V8 Verado	X	X	-	-
Mercury 350 V10 Verado	X	-	-	-
Mercury 400 V10 Verado	X	-	-	-
2x Mercury 200 V6	X	-	-	-
2x Mercury 225 V6	X	-	-	-
2x Mercury 250 V8 Verado	X	-	-	-
2x Mercury 250 V8 Verado JPO	X	-	-	-

	805 Cruiser	755 Cruiser	675 Cruiser	605 Cruiser
Mercury F115 / F115 CT	-	-	-	X
Mercury F150	-	-	X	X
Mercury 175 V6	X	X	X	-
Mercury 200 V6	X	X	X	-
Mercury 225 V6	X	X	X	-
Mercury 250 V8 Verado	X	X	-	-
Mercury 300 V8 Verado	X	X	-	-
Mercury 350 V10 Verado	X	-	-	-
Mercury 400 V10 Verado	X	-	-	-
2x Mercury 200 V6	X	-	-	-

**Count the moments.
Life is now.**

QUICKSILVER®

GB - Printed in Belgium. Part #: 90-8M0112405

© 2024 Brunswick Marine in EMEA. All Rights Reserved. Brunswick Marine in EMEA continuously explores means to improve the products it designs, manufactures and distributes. Every effort is made to produce sales and service literature which is current. Changes to specifications of engines, boats and accessories are ongoing. This brochure should not be regarded as a precise guide to the latest specifications. This brochure is also not an offer for sales of any particular engine, boat or accessory. Distributors and dealers are not agents of Brunswick Marine in EMEA or one of its affiliates and they have no authority to bind Brunswick Marine in EMEA by any express undertaking or representation, including but not limited to representations of product, sales, applications or service nature. Not all products are available in all countries and some are available only in limited quantities. Some products shown in this catalogue are equipped with optional accessories. Please see your local dealer.

