



**2024**  
**Pilothouse**





# Contents

Introduction .....	4
Smart Edition.....	5
805 Pilothouse .....	8
705 Pilothouse .....	14
625 Pilothouse .....	20
Model Specifications.....	26







**Count the moments.  
Life is now.**





## THE QUICKSILVER RANGE PERFECTLY BLENDS FUN AND STYLE WITH PRACTICALITY AND SAFETY

### The water awaits.

Destined to delight your senses, Quicksilver Boats combine style that ignites your passion for adventure with the confidence of exceptional design. Set out to explore from sunrise to sunset with friends and family – limited only by your imagination.

Chart your course where you feel like you belong, at the helm with all the tech you want and none of the clutter. Treat yourself and your loved ones to comfort-focused cockpits and cruise-ready hulls designed by experienced naval engineers.

Take the plunge.

Live in the moment with a Quicksilver Boat, brought to you by the Brunswick Boat Group.



# SMART EDITION: THE BEST WAY TO GET THE OPTIONS YOU NEED

## People are different.

So why should every boat be the same?

We have designed our boats for optimal use, but we know that everyone has their own preferences. That's why we are introducing the Smart Edition.

The Smart Edition gives you what you need: a variety of option sets that are most frequently requested by our customers. So you can be sure you get the options you want.

In addition to all of that you save an average of 10% when compared to ordering options separately and this edition is probably already available at your local dealer right now.





# Welcome to the Pilothouse Range

Let yourself be “lured” out to sea. Sprawling comfort is a landmark of the Quicksilver Pilothouse range a fishing-focused boats with all-purpose capabilities. Cast out lines during the day, put fresh fish on ice in massive fish lockers, and captain your vessel from the cockpit alongside your fishing mates. Make the most of every day, then find a space to siesta with sleeping quarters for four people.

Take a break from the action in the bright, glass-enclosed cabin as you cruise between fishing spots. When the fish aren't biting, the cockpit doubles as a meeting place to swap fish stories or enjoy a meal together. The Pilothouse range is ideal for a full-featured boat for friends and family to come together, no matter why you love the water.









Length Overall  
7,15 m



Beam Overall  
2,89 m



Fuel Capacity  
350 l



Max Power (HP/kW)  
350/257



CE Category  
C7

# 805 Pilothouse

## WHEN FISHING IS A WAY OF LIFE

A new generation of Pilothouse models has arrived, tailored to the discerning angler. The curved hull portrays an aesthetically pleasing, sporty design. Centered around the hobby you love, the 805 Pilothouse has features focused on a superior on-water experience such as an oxygenated livewell and an insulated fish locker for keeping bait fresh and your catch even fresher.

Reach your fishing spot faster with Mercury single and twin-engine options up to 350HP, and up to 88 people aboard. And for a premium experience, an Explorer version elevates your time on the water with more style and deluxe fishing features.





## SAFETY

Lock your deck shoes under the toe rail and lean into the high freeboard as you reel in the big one on the 805 Pilothouse. Venture further with a huge 350L fuel tank and guidance by Simrad 3G Radar. And communicate with other vessels or your port with Simrad RS20 VHF radio.

## COMFORT


Whip up a meal in the galley and converse over drinks at the salon table. Settle in for the night in the two-person berth, complete with an enclosed head. Find your happy place on the spacious deck with a fishing rod in hand, or lay back on integrated seats when you need to take a load off.

## FISHING

Geared for the serious angler, the insulated fish locker keeps your bait and catch fresh in the oxygenated livewell. After a busy day fishing, wash the deck down with the integrated raw water faucet, and keep your rods pristine courtesy of dedicated storage. Stay right on the bite with two well-equipped helm positions.

## DESIGN

Step aboard the 805 Pilothouse through the integrated starboard door and enter the cabin from either cockpit or the sides. This innovative design also offers stunning turquoise hull wrap and black hardware with an optional Explorer Pack.



Scan the QR-code to visit our  
online configurator



# Key features

1. Best in class fishing amenities including a station with livewell system and cutting board, large fish lockers with oxygenated water system, raw water washdown, rod holders, port and starboard toe rails, rod storage
2. Starboard and portside access walkway to foredeck. High freeboards for optimal safety
3. Flip-up bow cushion
4. Double berth in cabin and head with enclosed sea toilet & sink
5. Single or twin engine configuration up to 350 HP. Large swim platforms
6. Sliding cabin roof hatch and rod storage







6

4

2

3

805 PILOTHOUSE [EX]



QUICKSILVER®













Length Overall  
6,63 m



Beam Overall  
2,54 m



Fuel Capacity  
200 l



Max Power (HP/kW)  
225/165



CE Category  
C7

# 705 Pilothouse

## EXPERIENCE PROFESSIONAL-GRADE ANGLING

Fishing isn't just a hobby, it's a lifestyle, and that's abundantly clear in the 705 Pilothouse. A free-flowing cabin with an ergonomic, spacious design greet you for your fishing journey on board. The sleek, sporty hull is designed for the ultimate in comfort on open ocean or local lakes with best-in-class amenities.

Control your vessel from the captain's seat or the second helm on deck and find both fish and safe harbour with top-quality electronics. Engine options up to 225HP and an seven-person capacity ensure a fun trip for everyone on your next angling outing.





## SAFETY

Reel in your catch on a clutter-free deck with all your equipment safely stowed in the built-in compartments and keep yourself firmly on deck with dedicated hand and foot rails. Stay right on your fishing grounds safely with precision control at your on-deck helm station.

## COMFORT


Enjoy every trip in comfort, whether an overnighter with family or a day trip with friends. Eat a meal together at the cockpit table or grab a drink from the 50L refrigerator before a rest in the front berth. And when seas get choppy, captain and first mate stay cozy in plush seats.

## FISHING

Hooking your personal best is one cast away aboard the 705 Pilothouse. Your bait and catch stay fresh with an oxygenated water system and large fish locker, or clean fish at the raw water-equipped cutting board. Your rods are always kept secure with rod holders while in use or stowed for later.

## STORAGE

Keep your gear organized and in place all the time with spacious hull and cabin storage compartments on the 705 Pilothouse. Moving around on deck is secure with ample in-floor storage and compartments inside the largest cockpit in its class.



Scan the QR-code to visit our online configurator

# Key features

1. Best in class fishing amenities including a station with livewell system and cutting board, large fish lockers with oxygenated water system, raw water washdown, rod holders, port and starboard toe rails, rod storage
2. Helm with hydraulic steering, SmartCraft, 9" GPS/Chart plotter, stereo and 12v outlet
3. Single engine configuration up to 225 HP and large swim platforms
4. Galley with sink, refrigerator and portable butane stove
5. Front cabin with berth and sea toilet
6. Starboard and portside access walkway to foredeck. High freeboards for optimal safety







4

2

5

6



**QUICKSILVER**













Length Overall  
5,82 m



Beam Overall  
2,54 m



Fuel Capacity  
160 l



Max Power (HP/kW)  
150/110



CE Category  
C6

# 625 Pilothouse

## When fishing is more than a hobby

Spend more time with lines in the water with the 625 Pilothouse. Thoughtfully designed to maximize every bit of deck space along with a well-equipped enclosed cabin, it's a boat that can easily double as an impromptu overnighter.

Reach your fishing grounds fast with a maximum 150HP Mercury outboard, and choose from Quicksilver's equipment packs for the most popular safety, convenience, and comfort options to enhance every trip.





## SAFETY

Stay on deck with high freeboard and toe rails reeling in fish aboard the 625 Pilothouse, and move freely from cockpit to bow with the starboard walkway and roof-mounted handrails. Drop anchor on your hotspot with Simrad electronics, and enjoy clutter-free deck space courtesy of endless built-in storage compartments.

## FISHING


Make a beeline for your fishing spots with available GPS NSS evo3 in the cabin and Simrad electronics at the second helm. Rail-mounted rod holders let you rest your arms between catches, and wash down your fillets with the raw water outlet. Or, keep your fish fresh for days with two fish lockers.

## COMFORT

Stay on the water all day – and all night – with a refrigerated drawer, plentiful indoor and outdoor seating, and facilities for when nature calls. Relax on deck at the stowable table, and if the weather turns, enjoy convertible cabin seating to pass the time or head to the cabin for a snooze.

## DESIGN

Designed with the angler in mind, the cabin is eye-catching, especially in the Explorer version. Experience a 360-degree view from inside through windows and full-length sliding doors. Built as a getaway for families, friends, and fishermen, you'll love its amenities like swim platforms, sun awning, and diesel heater.



Scan the QR-code to visit our  
online configurator



# Key features

1. Spacious fishing cockpit that doubles as a dining area thanks to the port flip seat
2. Second helm station
3. Best in class fishing amenities including a station with livewell system and cutting board, large fish lockers, raw water washdown, rod holders, port and starboard toe rails, rod storage
4. Multiple engine configuration from 100 up to 150 HP. Large swim platforms
5. Comfortable double berth
6. Helm with hydraulic steering, SmartCraft, 7" GPS/Chart plotter, stereo and 12v outlet







1

2

3

4

625 LOUHOUSE

QUICKSILVER

MERCURY



QUICKSILVER®











# Model Specifications



	805 Pilothouse	705 Pilothouse	625 Pilothouse
Length Overall (M)	7,15	6.63	5,82
Length Overall Max with Options (M)	7,72	7,17	6,38
Length of Hull (M)	6,99	6,45	5,65
Beam Overall (M)	2,89	2,54	2,54
Height - Without Canvas (M)	2,80	2,96	2,89
Dry Weight (Kg)	2.434	1.627	1.371
Draft Hull (M)	0,60	0,54	0,49
Fuel Capacity (L)	350	200	160
CE Design Category	C	C	C
Maximum Number of People	9	7	6
Maximum Power (HP)	350	225	150
Maximum Power (kW)	257	165	110
Water Capacity (L)	80	45	/
OB Shaft Length	1-XXL / 2-XXL	XL	XL
Maximum Load	755	600	517



	805 Pilothouse	705 Pilothouse	625 Pilothouse
<b>Smart Edition</b>	✓	✓	✓
Cockpit Comfort Pack	X	X	X
Cabin Comfort Pack	X	X	X
Fish Pack	X	X	X
Mooring Kit	X	X	X
<b>Cockpit Comfort Pack</b>	✓	✓	✓
Port Flip Down Seat	-	-	X
Starboard Flip Down Seat	X	X	-
Aft Flip Down Seat	X	X	-
Bow Cushion	-	X	-
Cockpit Table	X	X	X
Aft Bench Seat / Cushions	-	-	X
Cockpit Flood Light	-	-	X
LED Courtesy Lights	X	-	-
Cockpit Shower	X	-	-
Swim Platform Extension	X	X	-
Mooring kit	X	X	-
Fender clips (2)	-	X	-



# Model Specifications

	805 Pilothouse	705 Pilothouse	625 Pilothouse
<b>Cabin Comfort Pack</b>	✓	✓	✓
Refrigerator	X	X	-
Single Burner Stove	X*	X*	-
Interior curtains	X	X	X
Roof Hatch	X	X	X
Berth Filler/Cushions	X	X	X
Port Windshield Wiper	-	X	-
Windshield Wash	X	X	X
Cabin Passenger seat	-	X	X
<b>Explorer Version</b>	✓	✓	✓
Navy turquoise blue hull	X	X	X
Black Bow Railing with Fender Storage	X	X	X
Rocket Launcher Rod Holders & Black Roof Rack	X	X	X
<b>Explorer Rails Upgrade</b>	✓	✓	✓
Black Bow Railing with Fender Storage	X	X	X
Rocket Launcher Rod Holders & Black Roof Rack	X	X	X



	805 Pilothouse	705 Pilothouse	625 Pilothouse
<b>Electronics Pack Cabin</b>	✓	✓	✓
Simrad GPS/Chart Plotter 9" NSS evo3s	X	X	-
Simrad GPS/Chart Plotter 7" NSS evo3s	-	-	X
Stereo Fusion with 4 speakers	X	X	X
VesselView Link digital interface	X	X	X
<b>Fish Pack</b>	✓	✓	✓
Fish Locker with oxygenated water system	X	X	-
Interior Rod Racks	X	-	-
Extra Rod holders	-	X	X
Wash Down Faucet	X	X	X
Toe Rails	X	X	X
Livewell System	X	X	X
Fishing Station	-	X	-
Bait Preparation Station	-	X	-



# Engine Specifications



Choose among our vast range of robust and powerful Mercury, Mercury Mercruiser or Mercury Diesel engines, the most appreciated of all time. You'll have the very best and most up-to-the-minute engine power to take your boat out to enjoy the delights of the water. Moreover, you will benefit from a national and international network of dealers for service.

Additionally, a five-year warranty programme is applicable for all eligible Mercury outboard engines\*. The programme will be offered to owners of new Mercury outboard engines\*\*. The warranty applies to Mercury Verado® and FourStroke engines purchased in Europe, the Middle East, Africa and the CIS region.

The five years of comprehensive factory-backed coverage includes labour for failures caused by defects in material or workmanship. What's more, the new warranty is transferable if the engine is sold within the five-year period. The warranty applies to recreational use only.

	805 Pilothouse	705 Pilothouse	625 Pilothouse
Mercury F100 / F100 CT	-	-	X
Mercury F115 / F115 CT	-	-	X
Mercury F150	-	X	X
Mercury 175 V6	-	X	-
Mercury 200 V6	-	X	-
Mercury 225 V6	X	X	-
Mercury 250 V8 Verado	X	-	-
Mercury 300 V8 Verado	X	-	-
Mercury 350 V10 Verado	X	-	-
2x Mercury F150	X	-	-
2x Mercury F175 V6	X	-	-

\* Conditions and exclusions apply. \*\* Provided that all extended warranty conditions are met





**Count the moments.  
Life is now.**



# QUICKSILVER®

© 2024 Brunswick Marine in EMEA. All Rights Reserved. Brunswick Marine in EMEA continuously explores means to improve the products it designs, manufactures and distributes. Every effort is made to produce sales and service literature which is current. Changes to specifications of engines, boats and accessories are ongoing. This brochure should not be regarded as a precise guide to the latest specifications. This brochure is also not an offer for sales of any particular engine, boat or accessory. Distributors and dealers are not agents of Brunswick Marine in EMEA or one of its affiliates and they have no authority to bind Brunswick Marine in EMEA by any express undertaking or representation, including but not limited to representations of product, sales, applications or service nature. Not all products are available in all countries and some are available only in limited quantities. Some products shown in this catalogue are equipped with optional accessories. Please see your local dealer.

